



Community Survey

The City of Arcadia created an online community survey to gather information and feedback from the public about the housing needs, challenges, and opportunities. The feedback received through the survey will help direct the 2021 – 2029 Housing Element. The survey was made public on Monday, June 14, 2021 and remained open until Friday, August 6, 2021. The survey was offered in both English and Chinese and gathered information from a total of 759 participants (**Table 1-1**). Questions about affordable housing, accommodation of more housing units, housing challenges, and public housing experience were addressed. Additionally, participants mapped out potential housing areas and provided feedback on their vision for the future of Arcadia. The data collected from this survey will help the City in creating a Housing Element Update that accommodates current needs and ensures that future growth is met.

Table 1-1 Survey Participation	
English Survey Participants	616
Chinese Survey Participants	143
Total Participants	759

Slide 1: Welcome

The first slide of the survey provided background information about the Housing Element, the update process, as well as an overview of the purpose and goals of the survey.

Slide 2: Community Housing

The community housing survey slide consisted of the four main topics: affordable housing, accommodating more housing units, housing challenges, and your housing experience. Each of the four topic areas included a list of questions as well as a comment box for participants to share longer form thoughts.

Affordable Housing

The Affordable Housing section asked participants to select the housing types that would best accommodate future affordable needs. The following housing type options were offered:

- Single Family Homes
- Multi-Family Condos/Townhomes
- Multi-Family Apartments
- Mixed-Use Housing
- Senior Housing
- Transitional and Supportive Housing
- Accessory Dwelling Units
- Single Room Occupancy

Figures 1a and 1b below display participant's responses to the English and Chinese survey question respectively.



Figure 1a: Which housing types would best accommodate future affordable needs?

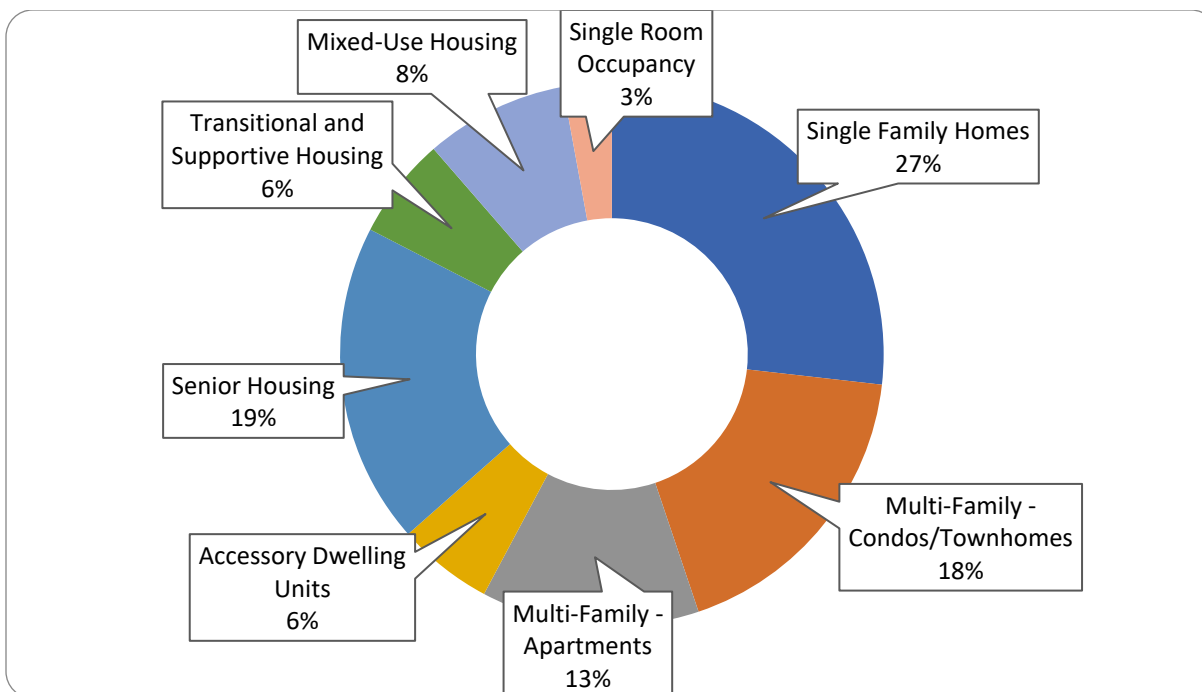
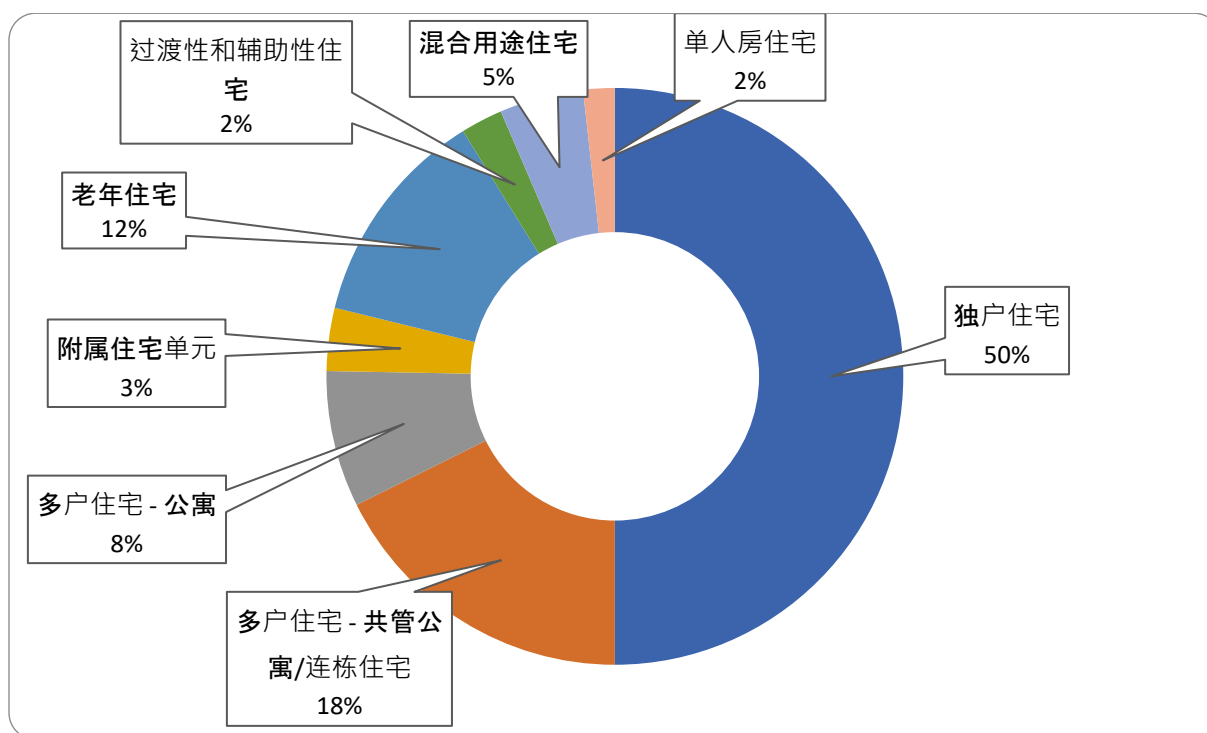


Figure 1b: 哪种住房类别最能满足未来的可负担需求?



There were 1,142 English survey participant responses and 170 Chinese survey participant responses. The housing types identified to best accommodate future affordable needs are as follows:



English Survey Responses

- Single-family housing was selected by 27 percent of participants,
- Senior housing was selected by 19 percent of participants,
- Multi-family condos or townhomes was selected by 18 percent of participants,
- Multi-family apartments were selected by 13 percent of participant,
- Mixed-use housing was selected by 8 percent of participants,
- Accessory dwelling units were selected by 6 percent of participants,
- Transitional and supportive housing was selected by 6 percent of participants, and
- Single room occupancy was selected by 3 percent of participants.

Chinese Survey Responses

- Single-family housing was selected by 50 percent of participants,
- Multi-family condos or townhomes was selected by 18 percent of participants,
- Senior housing was selected by 12 percent of participants,
- Multi-family apartments were selected by 8 percent of participant,
- Mixed-use housing was selected by 5 percent of participants,
- Accessory dwelling units were selected by 3 percent of participants,
- Transitional and supportive housing was selected by 2 percent of participants, and
- Single room occupancy was selected by 2 percent of participants.

Accommodating More Housing Units

The Accommodating More Housing Units section described potential rezoning efforts the City may take to accommodate more housing units. Participants were asked to identify which types of areas would best accommodate additional housing units. The following types of area options were offered:

- Multi-Family Zones
- Commercial Area
- Mixed-Use Zones
- Zones Near Transit

Figures 2a and 2b below display participant's responses to the English and Chinese survey question respectively.

**Figure 2a: The City may need to consider rezoning certain areas to accommodate more housing units.
Which types of areas would best accommodate these units?**

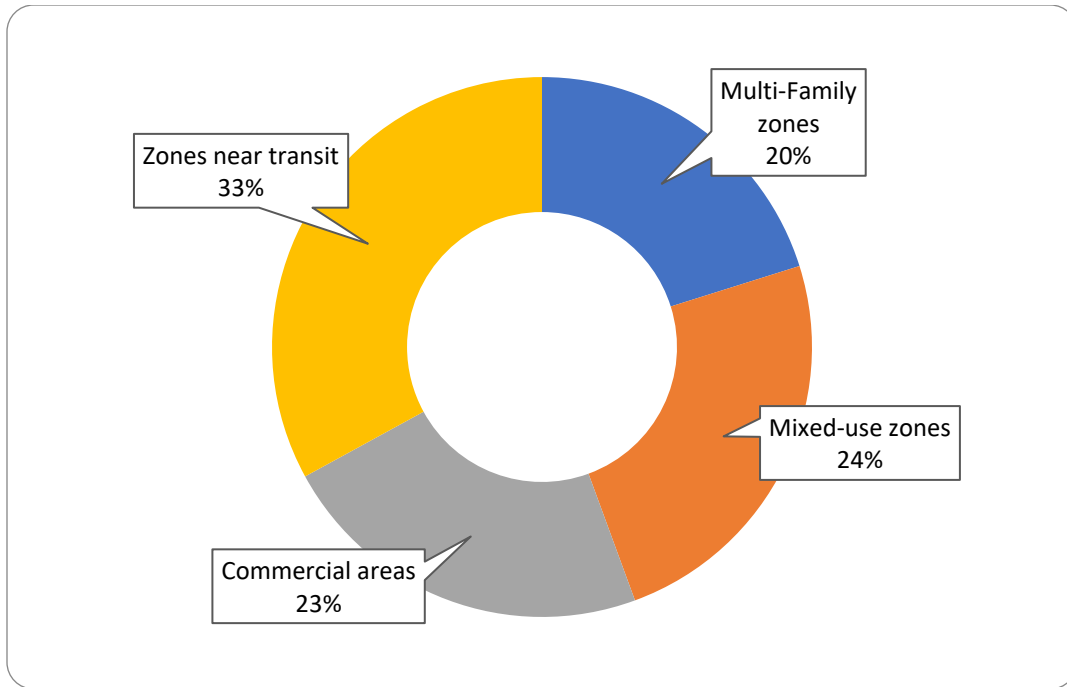
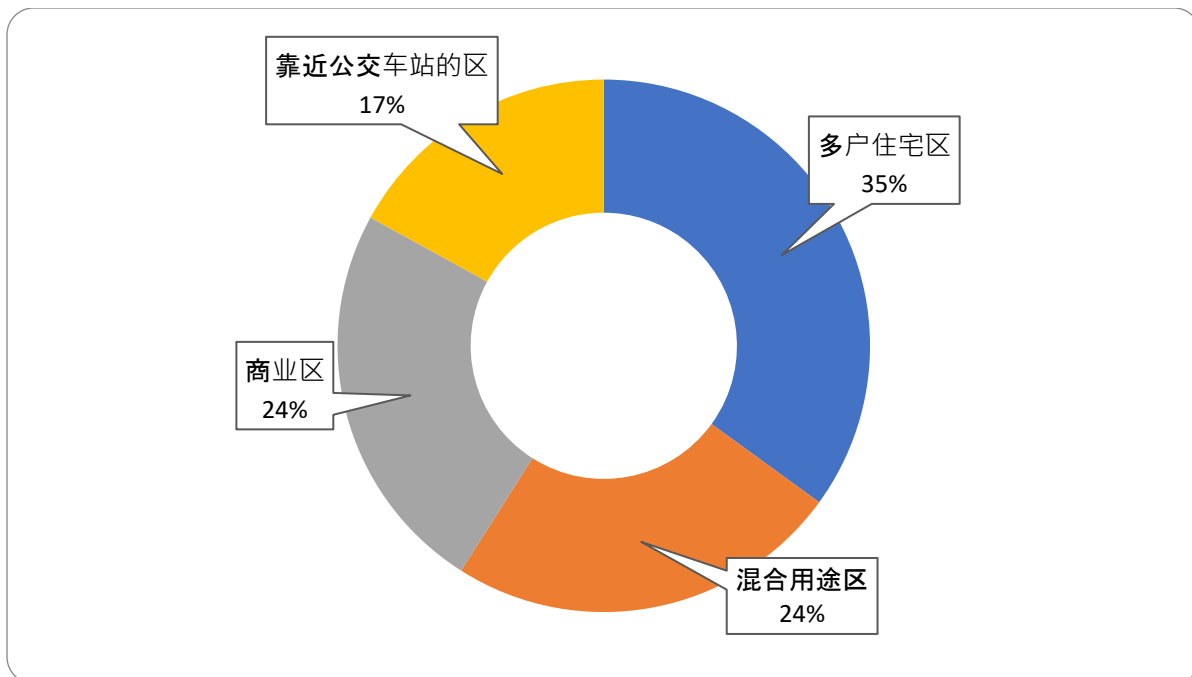


Figure 2b: 本市可能需要考虑改变某些地块的区划，以容纳更多的住房单位。哪些类型的区最适合建造这些住房？



Based on participant responses the areas identified to best accommodate additional housing units are as follows:

English Survey Responses



- Zones near transit were selected by 33 percent of participants,
- Mixed-use zones were selected by 24 percent of participants,
- Commercial areas were selected by 23 percent of participants, and
- Multi-family zones were selected by 20 percent of participants.
- Overall, participant responses were generally evenly split between the four areas.

Chinese Survey Responses

- Multi-family zones were selected by 35 percent of participants,
- Mixed-use zones were selected by 24 percent of participants,
- Commercial areas were selected by 24 percent of participants, and
- Zones near transit were selected by 17 percent of participants.

Housing Challenges

The Housing Challenges section asked participants to identify the most pressing housing related issues that the City should consider when updating the Housing Element. The following housing related issue options were offered:

- Shortage of Senior Housing
- Shortage of affordable housing for low-income households (earning less than \$61,840 for a household of 4)
- Not enough new housing development
- Not enough variety in housing types
- Not enough information on housing opportunities
- Not enough housing programs/support provided by the City

Figures 3a and 3b below display participant's responses to the English and Chinese survey question respectively.



Figure 3a: What are the most pressing housing related issues the City of Arcadia should consider when updating the Housing Element?

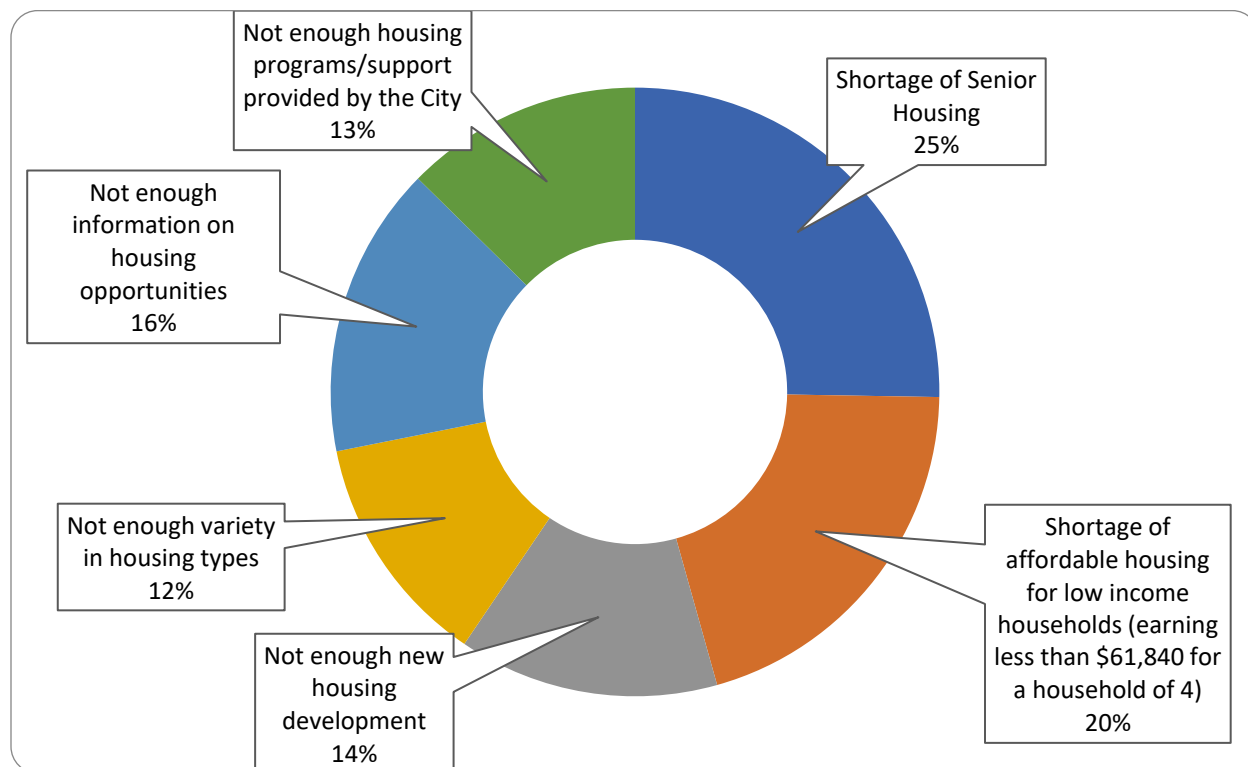
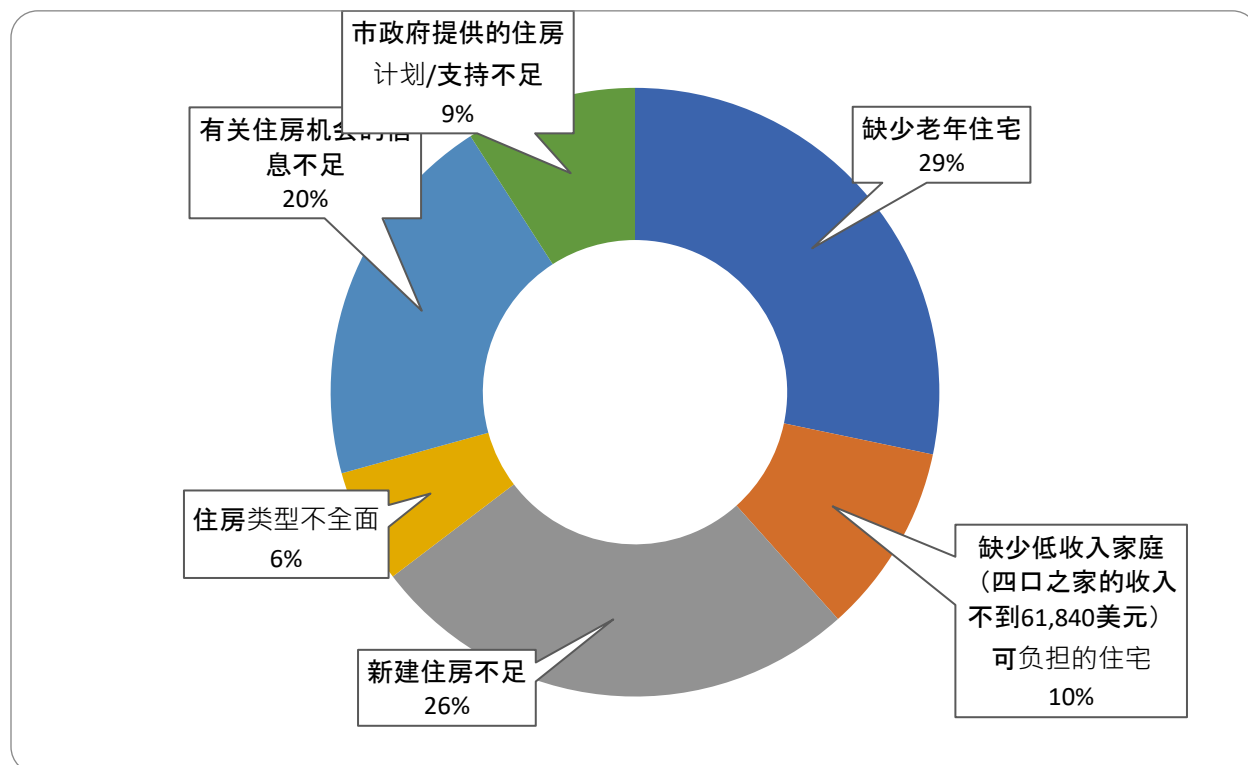


Figure 3b: 在更新新建住房比例时，阿凯迪亚市应考虑哪些最紧迫的住房相关问题？





Based on participant responses the most pressing housing related issues were identified as follows:

English Survey Responses

- Shortage of senior housing was considered a pressing issue by 25 percent of participants,
- Shortage of affordable housing for low-income households was identified by 20 percent of participants,
- Lack of information on housing opportunities was a pressing issue for 16 percent of participants,
- Lack of new housing development was an issue for 14 percent of participants,
- Lack of housing programs/support provided by the City was an issue for 13 percent pf participants, and
- Lack of variety in housing types was an issue for 12 percent of participants.
- Overall, 45 percent of the English survey participants cited the shortage of senior housing and affordable housing for low-income households to be the most pressing housing related issues in Arcadia.

Chinese Survey Responses

- Shortage of senior housing was considered a pressing issue by 29 percent of participants,
- Lack of new housing development was an issue for 26 percent of participants,
- Lack of information on housing opportunities was a pressing issue for 20 percent of participants,
- Shortage of affordable housing for low-income households was identified by 10 percent of participants,
- Lack of housing programs/support provided by the City was an issue for 9 percent pf participants, and
- Lack of variety in housing types was an issue for 6 percent of participants.
- Overall, 55 percent of Chinese survey participants cited the shortage of senior housing and lack of new housing developments to be the most pressing housing related issues in Arcadia.

Your Housing Experience

The Your Housing Experience section asked participants to comment on their housing experience in Arcadia. Both English and Chinese survey participants left a variety of comments expressing the following:

- Many participants have lived in Arcadia for over 10 years.
- Many Participants live in single-family homes.
- Participants that have moved to Arcadia within the last 10 years find it expensive and difficult to purchase homes.

Additionally, this tab asked what type of housing participants would like their next home to be. The following types of housing options were offered:

- Single-Family Home
- Multi-Family Condo/Townhome
- Multi-Family Apartment

Figures 4a and 4b below display participant's responses to the English and Chinese survey question respectively.



Figure 4a: What type of housing would you like your next home to be?

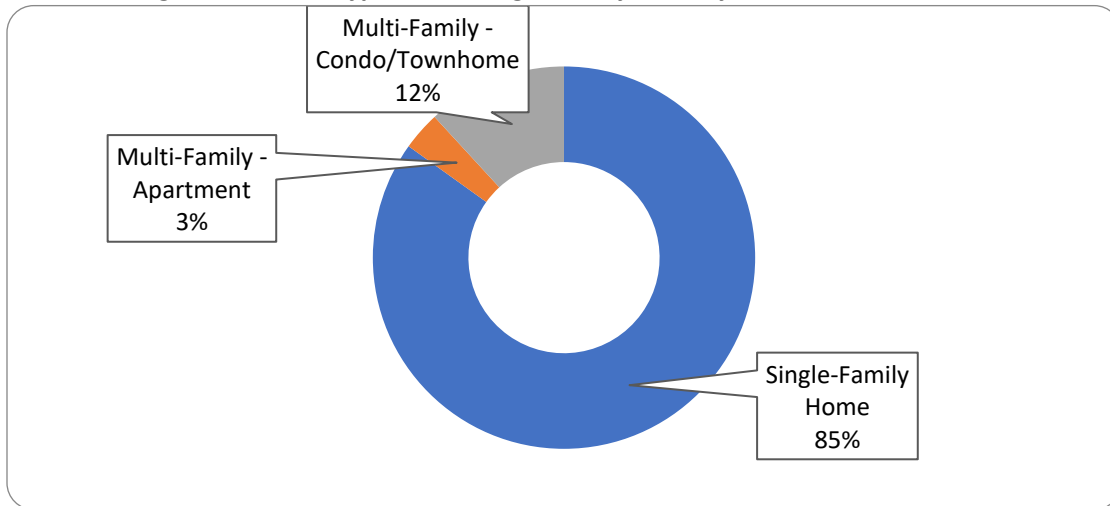
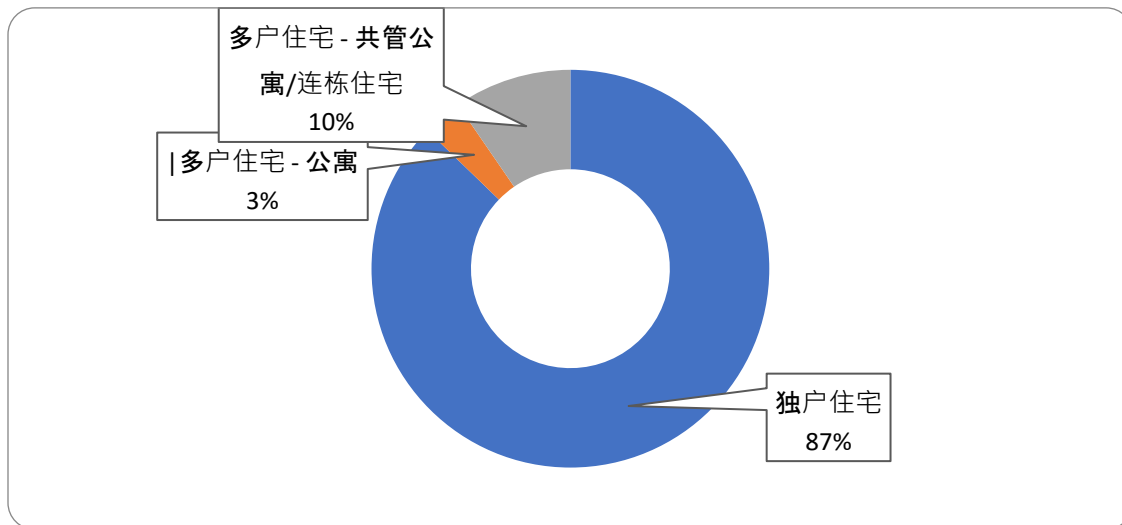


Figure 4b: 您希望您的下一套住房是哪一种类型的住房？



There were 490 English survey participant responses and 94 Chinese survey participant responses. The housing types participants would prefer their next home to be are as follows:

English Survey Responses

- A single-family home is preferred by 85 percent of participants.
- Multi-family condos or townhomes are preferred by 12 percent of participants.
- Multi-family apartments are preferred by 3 percent of participants.

Chinese Survey Responses

- A single-family home is preferred by 87 percent of participants.
- Multi-family condos or townhomes are preferred by 10 percent of participants.
- Multi-family apartments are preferred by 3 percent of participants.



Participants were also asked if they plan to remain in Arcadia. **Figures 5a and 5b** display participant's responses to the English and Chinese survey question respectively.

Figure 5a: Would you like to remain in Arcadia?

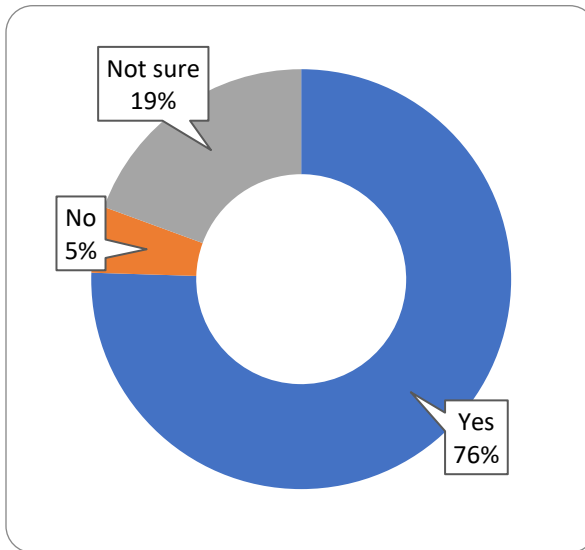
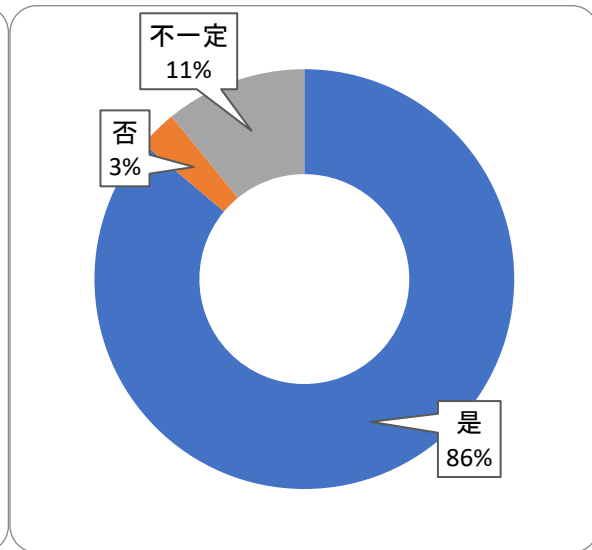


Figure 5b: 您想继续住在阿凯迪亚吗？



Based on the survey responses participants preferences to remain in Arcadia were identified as follows:

English Survey Responses

- 75 percent of English survey participants would like to remain in Arcadia.
- 19 percent of English survey participants are unsure if they will remain in Arcadia.
- 5 percent of English survey participants would not like to remain in Arcadia.

Chinese Survey Responses

- 86 percent of Chinese survey participants would like to remain in Arcadia.
- 11 percent of Chinese survey participants are unsure if they will remain in Arcadia.
- 3 percent of Chinese survey participants would not like to remain in Arcadia.

Slide 3: Map Markers

The Map Makers slide allowed participants to locate what types of housing development would be preferable throughout the City of Arcadia. Participants could select map markers for multi-family apartments, single-family housing, multi-family condos/townhomes, and mixed-use housing. For each map marker placement participants were prompted to comment on why they would like to see housing at the selected location. This information will help the City identify potential housing areas for future use.

Multi-Family Apartments

Both English and Chinese survey participants placed a total of 291 multi-family apartment map markers throughout the City of Arcadia and 141 placements were accompanied by comments. Both English and Chinese survey participants' key reasoning for the multi-family apartment location selection include the following:



- Locations that are vacant or underutilized (large unused parking lots),
- Locations near public transit or commercial areas, or
- Locations that are already zoned for high density mixed-use and multi-family housing.

Single-Family Housing

Both English and Chinese survey participants placed a total of 466 map makers throughout the City and 200 placements were accompanied by comments. Both English and Chinese survey participants' key reasoning for single-family housing location selection include the following:

- Locations that were near schools,
- Location near existing single-family homes, or
- Location that are vacant.

Multi-Family Condos/Townhomes

Both English and Chinese survey participants placed a total of 395 multi-family condo/townhome map markers placed around the City of Arcadia and 171 placements were accompanied with comments. Both English and Chinese survey participants' key reasoning for multi-family condos/townhome location selection include the following:

- Locations that are near public transit or the highway,
- Locations that are vacant or underutilized (large unused parking lots), and
- Locations where multi-family housing already exists.

Mixed-Use Housing

Both English and Chinese survey participants placed a total of 292 mixed-use housing map markers around the City of Arcadia and 150 placements were accompanied with comments. Both English and Chinese survey participants' key reasoning for mixed-use housing location selection include the following:

- Locations that are in or near Downtown Arcadia,
- Locations that are underdeveloped commercial areas, and
- Locations near public transit or highways.

Slide 4: Your Vision

The Your Vision slide provides a space for participants to express what their vision for the future of housing in Arcadia would look like. These comments will help inform the City about what kind of future the public would like to see reflected in the Housing Element Update.

There were 250 participant comments expressing various ideas about what the future housing of Arcadia should look like. Key themes identified in the comments include the following:

- High interest in single-family homes
- Some Interest in affordable housing as well as senior housing
- High interest in maintaining the existing living environment, safety and low crime rates, and cleanliness of the City



Slide 5: Participant Demographics

The Wrap Up slide thanked the participants for their input and concluded the survey by asking final questions to help assess the ideas contributed with various community demographics. The final questions asked participants if they live or work in Arcadia, their age range, if they rent or own their residence, a description of their current residence by housing type, and what type of housing they would like their next home to be. Additionally, this slide includes a final comments section for additional feedback and provides the housing element update team's contact information as well as a link to the housing element update webpage for public use.

The first wrap up question asked participants if they live or work in the City of Arcadia. **Figures 6a and 6b** below display participant's responses to the English and Chinese survey question respectively.



Figure 6a: Do you live or work in Arcadia?

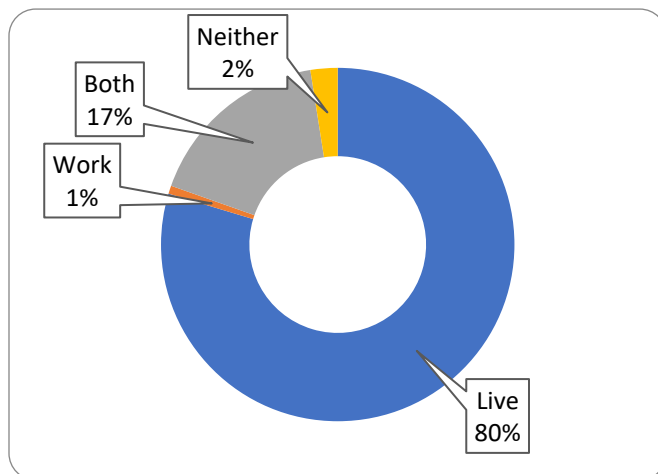
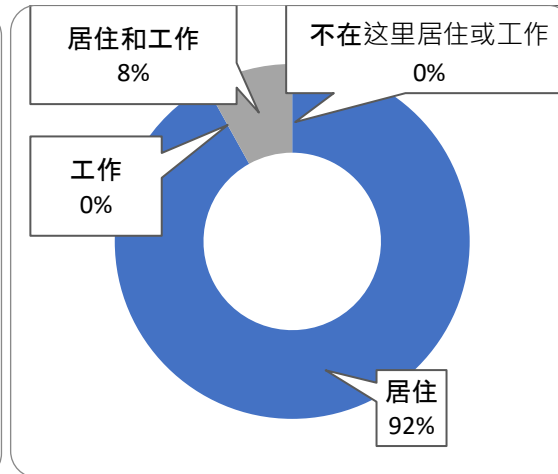


Figure 6b: 您在阿凯迪亚居住或工作吗？



There were 403 English survey participant responses and 62 Chinese survey participant responses. The results are as follows:

English Survey Responses

- 80 percent of participants live in the City,
- 17 percent live and work in the City,
- 1 percent of participants only work in the City, and
- 2 percent of participants neither live nor work in the City of Arcadia.

Chinese Survey Responses

- 92 percent of participants live in the City,
- 8 percent live and work in the City, and
- No participants only work in the City nor did any participants identify as neither living nor working in the City.

The second wrap up question asked participants to identify their age range. **Figures 7a and 7b** below display participant's responses to the English and Chinese survey question respectively.



Figure 7a: What is your age range?

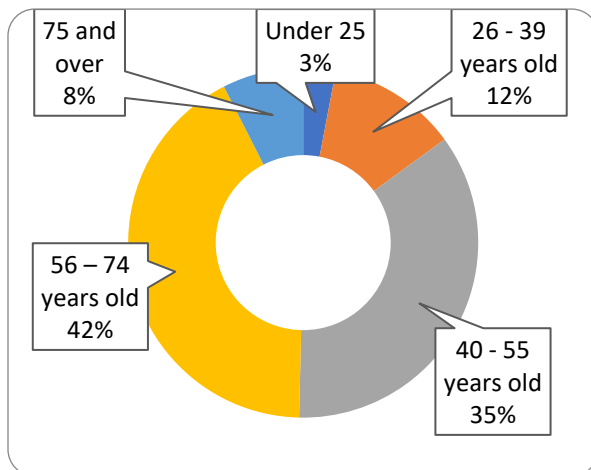
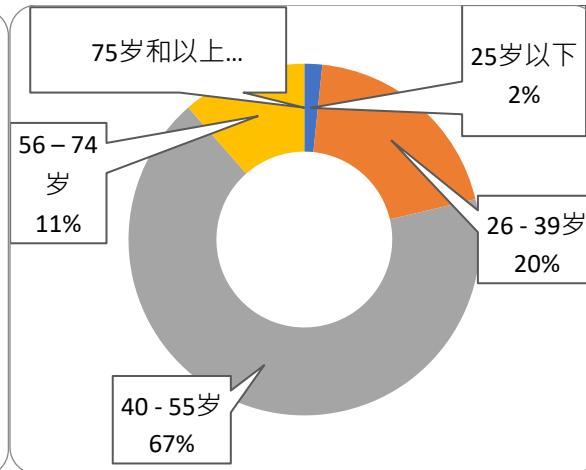


Figure 7b: 你属于哪一个年龄段？



There were 401 English survey participant responses and 61 Chinese survey participant responses. The results are as follows:

English Survey Responses

- 42 percent of participants were between 56 to 74 years of age.
- 35 percent of participant were between 40 to 55 years of age.
- 12 percent of participants were between 26 and 39 years of age.
- 8 percent of participants were 75 year of age or older.
- 3 percent of participants were 25 years of age or younger.
- Overall, the majority of participants were between 40 and 74 years of age.

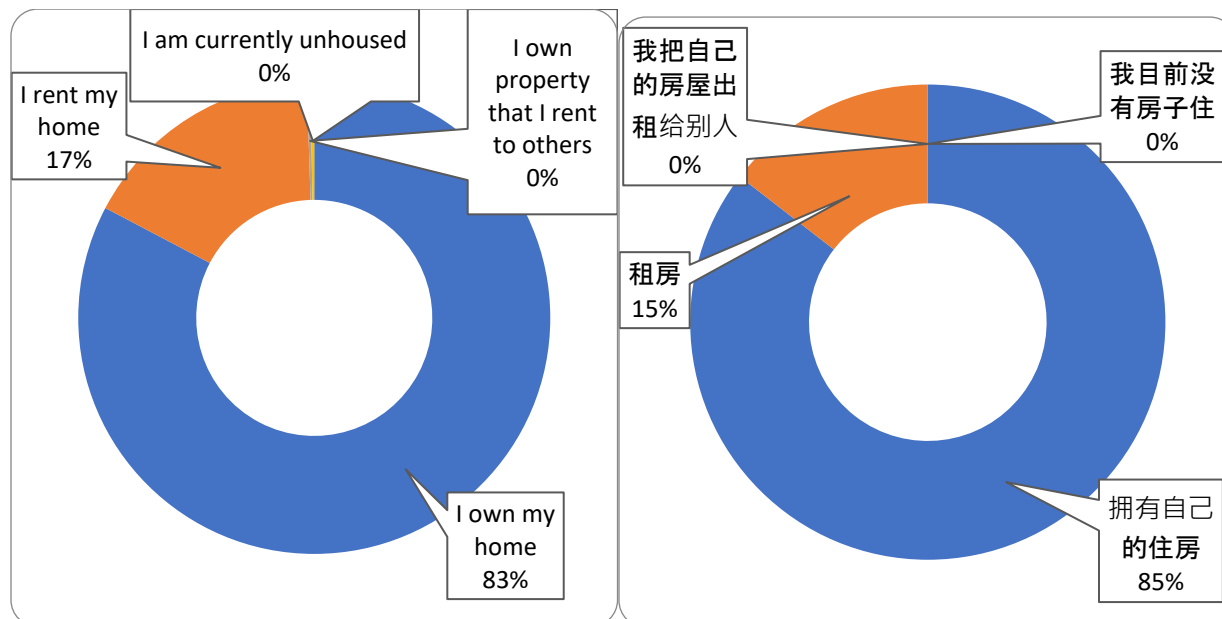
Chinese Survey Responses

- 67 percent of participants were between 40 to 55 years of age.
- 20 percent of participants were between 26 and 39 years of age.
- 11 percent of participants were between 56 and 74 years of age.
- 2 percent of participants were 25 years of age or younger.
- No participants were 75 years of age or older.
- Overall, the majority of participants were between 26 and 55 years of age.

The third wrap up question asked participants if they own or rent their residence. **Figures 8a and 8b** below display participant's responses to the English and Chinese survey question respectively.



Figure 8a: Do you own or rent your residence **Figure 8b: 您是拥有自己的住房还是租房？**



There were 399 English survey participant responses and 62 Chinese survey participant responses. The results are as follows:

English Survey Responses

- 83 percent of participants own their home,
- 17 percent of participants rent their home, and
- No participants own property that they rent to others nor are any participants currently unhoused.

Chinese Survey Responses

- 85 percent of participants own their home,
- 15 percent of participants rent their home, and
- No participants own property that they rent to others nor are any participants currently unhoused.

The fourth wrap up question asked participants to identify the type of housing that best described their current residence. **Figures 9a and 9b** below display participant's responses to the English and Chinese survey question respectively.



Figure 9a: Of the following, which best describes your current residence?

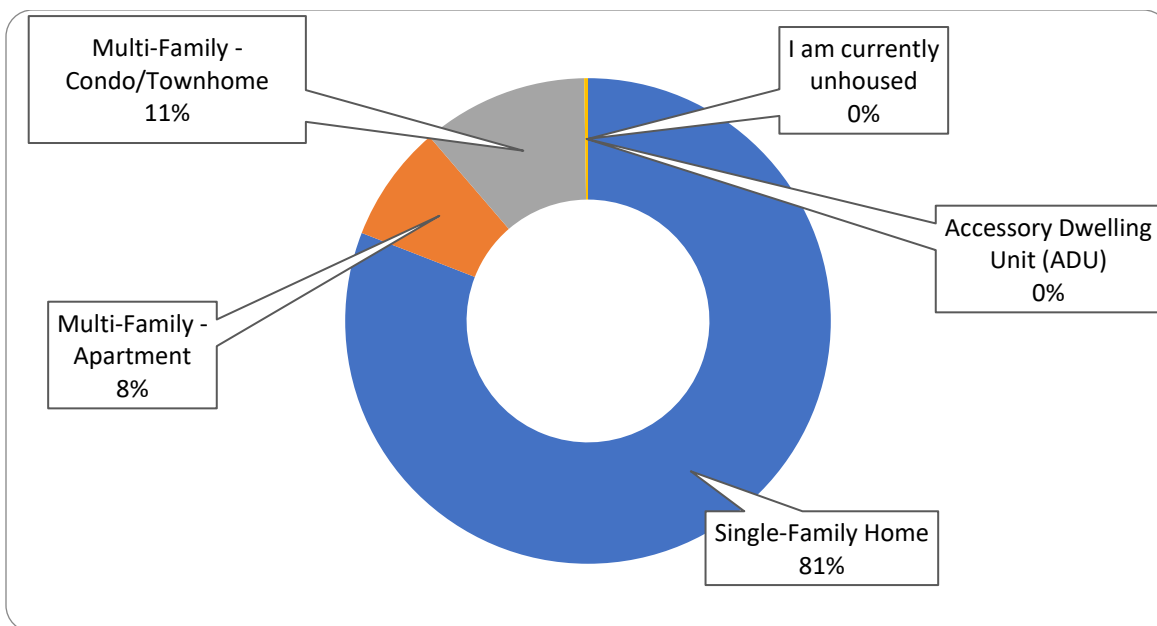
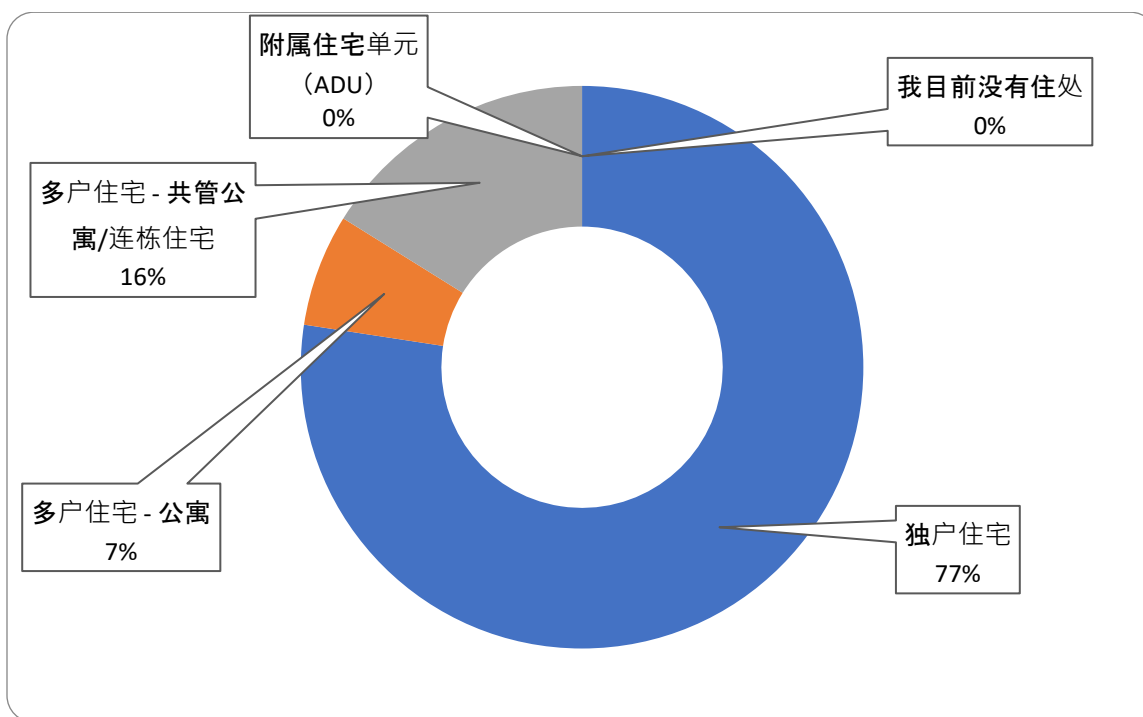


Figure 9b: 以下哪一项最能描述您目前的住所？



There were 398 English survey participant responses and 62 Chinese survey participant responses. The results are as follows:

English Survey Responses

- 81 percent of participants describe their current residence as a single-family home.



- 11 percent of participants describe their current residence as multi-family condo or townhome.
- 8 percent of participants describe their current residence as multi-family apartment.
- No participants described their current residence as an accessory dwelling unit nor were there any participants currently unhoused.

Chinese Survey Responses

- 77 percent of participants describe their current residence as a single-family home.
- 16 percent of participants describe their current residence as multi-family condo or townhome.
- 11 percent of participants describe their current residence as multi-family apartment.
- No participants described their current residence as an accessory dwelling unit nor were there any participants currently unhoused.

The final wrap up question asked participants to identify what type of housing they would like their next home to be. **Figures 10a and 10b** below display participant's responses to the English and Chinese survey question respectively.

Figure 10a: What type of housing would you like your next home to be?

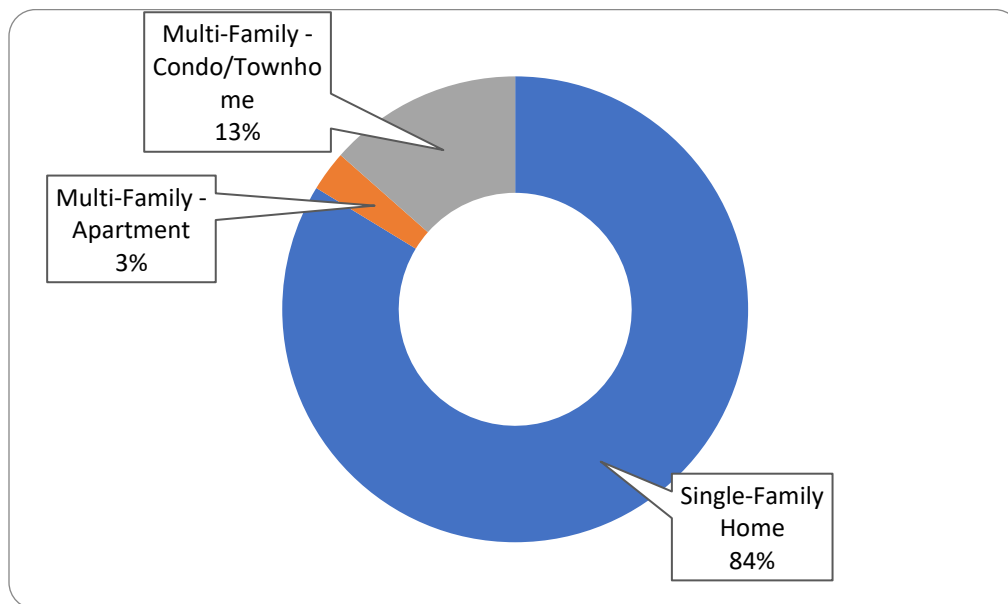
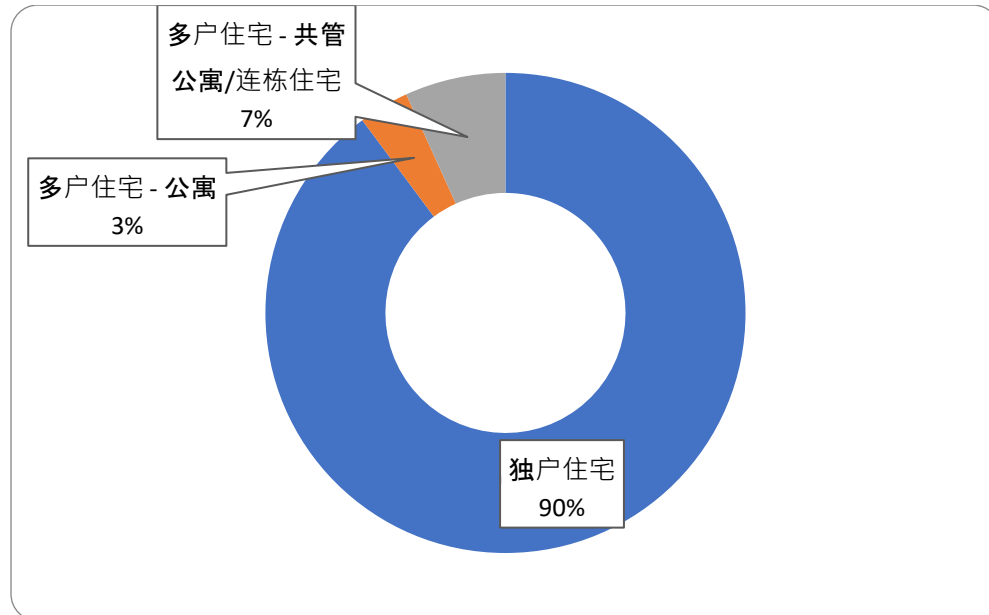




Figure 10b: 您希望您的下一套住房是哪种类型的住房？



There were 393 English survey participant responses and 59 Chinese survey participant responses. The results are as follows:

English Survey Responses

- 84 percent of participants would like a single-family home,
- 13 percent of participants would like a multi-family condo or townhome, and
- 3 percent of participants would like a multi-family apartment.

Chinese Survey Responses

- 90 percent of participants would like a single-family home,
- 7 percent of participants would like a multi-family condo or townhome, and
- 3 percent of participants would like a multi-family apartment.